

A man with curly hair, a beard, and glasses, wearing a dark blue suit jacket over a white shirt, stands in front of a modern elevator. He is holding a black smartphone in his right hand. The elevator has a large digital display showing the number "1" and a KONE logo. The background is a blurred interior of a building with warm lighting.

# CREATE VALUE FOR YOUR BUILDING WITH IMPROVED PEOPLE FLOW

KONE ReSolve™ DX

# REVITALIZE YOUR ELEVATOR

All elevators need to be thoroughly modernized eventually – even if they have been properly maintained.

After about 10 years, parts wear out and repairs can become more expensive, and you might even have problems finding spares. If your elevator has been in service for 25 years or more, it's also likely that it isn't as reliable or safe as it could be.

Older elevators also use a lot more electricity than modern equipment and contain outdated technology. They might not level accurately with landing floors any more, which can cause people to trip or fall. An aging and unreliable elevator can even have an impact on the value of your building. After 25 years and 10,000 kilometers\*, is it time to think about giving your elevator a new lease on life?

## SAVE MONEY AND IMPROVE SAFETY AND RELIABILITY AT THE SAME TIME

KONE ReSolve™ DX is a comprehensive controller modernization solution that can significantly cut your elevator's operating costs and also improve its reliability. With fewer repairs and much lower energy consumption, you can save a considerable amount of money over the elevator's lifetime. KONE ReSolve DX also improves safety and accessibility by making sure your elevator levels accurately with landing floors, preventing people from tripping on the elevator sill.

\* Traction elevator, based on residential building usage of 25 years, 54,750 starts/year, 8 meters travel/start.

### Key benefits of upgrading your elevator

- Improves elevator energy efficiency, reliability, and safety
- Improves accessibility with accurate leveling
- Minimizes elevator downtime with quick installation
- Complies with all relevant EU safety and accessibility standards





## The fast and flexible way to improve safety, performance, and energy efficiency

We offer KONE ReSolve DX for all building types. We modernize your elevator's electrification system, specifically the controller. A KONE ReSolve DX modernization also brings peace of mind with an optional two-way KONE Remote Monitoring communication system that connects passengers with the nearest KONE Customer Care Center in the event of an emergency.







## Durable components that last a lifetime

KONE ReSolve DX components are designed to be robust and reliable. The fully encapsulated circuit boards reduce the risk of electrostatic discharge and prevent dust and foreign objects from causing faults. The modernization also introduces a modern safety system that automatically identifies faults at the switch level. The system includes a graphical display to make it easier and faster for technicians to diagnose problems.

## Save power, save money

For traction elevators, KONE ReSolve DX uses Variable Voltage, Variable Frequency (V3F) drive control to significantly reduce energy consumption. For both traction and hydraulic elevators, you can make even greater energy savings with advanced standby features that power down certain functions when the elevator is not in use.

### KEY SPECIFICATIONS

	 API ready	 Connected	 Max. speed	 Max. travel	 Max. floors	 Max. group size
<b>KONE ReSolve™ 200 DX</b> Cost-efficient upgrade solution for low-rise buildings with hydraulic elevators.	✓	✓	1.0 m/s	30 m	12	6
<b>KONE ReSolve™ 200 DX</b> Cost-efficient upgrade solution for low-rise buildings with traction elevators.	✓	✓	1.0 m/s	70 m	24	6
<b>KONE ReSolve™ 400 DX</b> Flexible upgrade solution for mid-rise buildings	✓	✓	2.5 m/s	100 m	32	6
<b>KONE ReSolve™ 800 DX</b> Tailored upgrade solution for high-rise buildings with demanding people-flow requirements	✓	✓	6.0 m/s	250 m	63	12



# A NEW ERA OF ELEVATOR EXPERIENCE

In an increasingly digitalized world, everything is connected – and elevators are no exception. With the KONE ReSolve™ DX solution you can create a completely new kind of elevator experience.

KONE ReSolve™ DX is a comprehensive controller modernization solution that can significantly cut your elevator's operating costs and also improve its reliability. With fewer repairs and much lower energy consumption, you can save a considerable amount of money over the elevator's lifetime. KONE ReSolve™ DX also improves safety and accessibility by making sure your elevator levels accurately with landing floors, preventing people from tripping on the elevator sill.

It's an easily upgradable solution, that enables the building to evolve and increases its value, lifetime and attractiveness. Contact your local KONE sales representative to find out more.

1

## Get connected for smooth people flow

With connectivity and KONE application programming interfaces (APIs) you can make your elevator smarter and more desirable with new people flow solutions and value-adding services from KONE and our partners. By upgrading an existing elevator you can both optimize people flow and operational efficiency and make sure your property is ready to take advantage of future smart-building technologies.

2

## Redefine the user experience

With real-time information for passengers, an engaging multisensory user experience, and other smart building applications, you can redefine elevator rides in your building and improve everyday convenience with enhanced accessibility and equipment availability.

3

## Plan for success with KONE as your partner

As your experienced partner for smarter buildings, we can help you manage your property more efficiently with valuable insights into end-user behavior that can be used to continuously optimize people flow and improve the user experience.



### Easy to upgrade

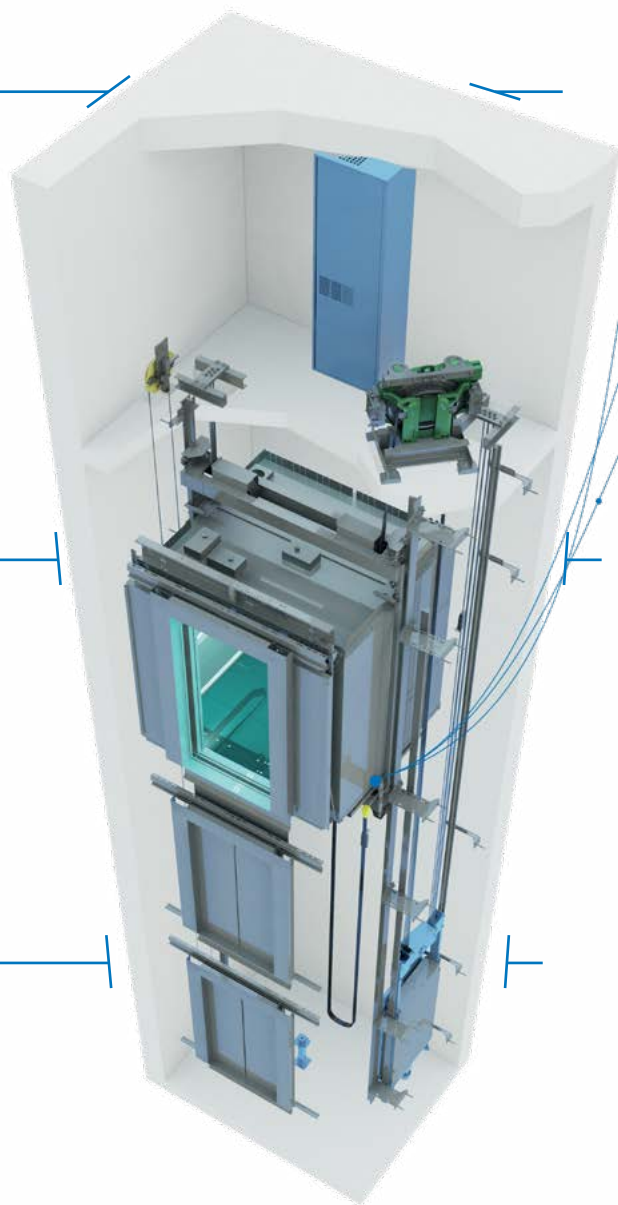
Connectivity gives you the possibility to upgrade in the future as your needs change by adding new connected services and features whenever you need them.

### Best-in-class eco-efficiency

Save energy and cut your building's carbon footprint with our lighting and standby solutions.

### Upgrade performance and reliability

By refreshing your elevator's mechanical and electrical components you can significantly improve its performance and reliability.

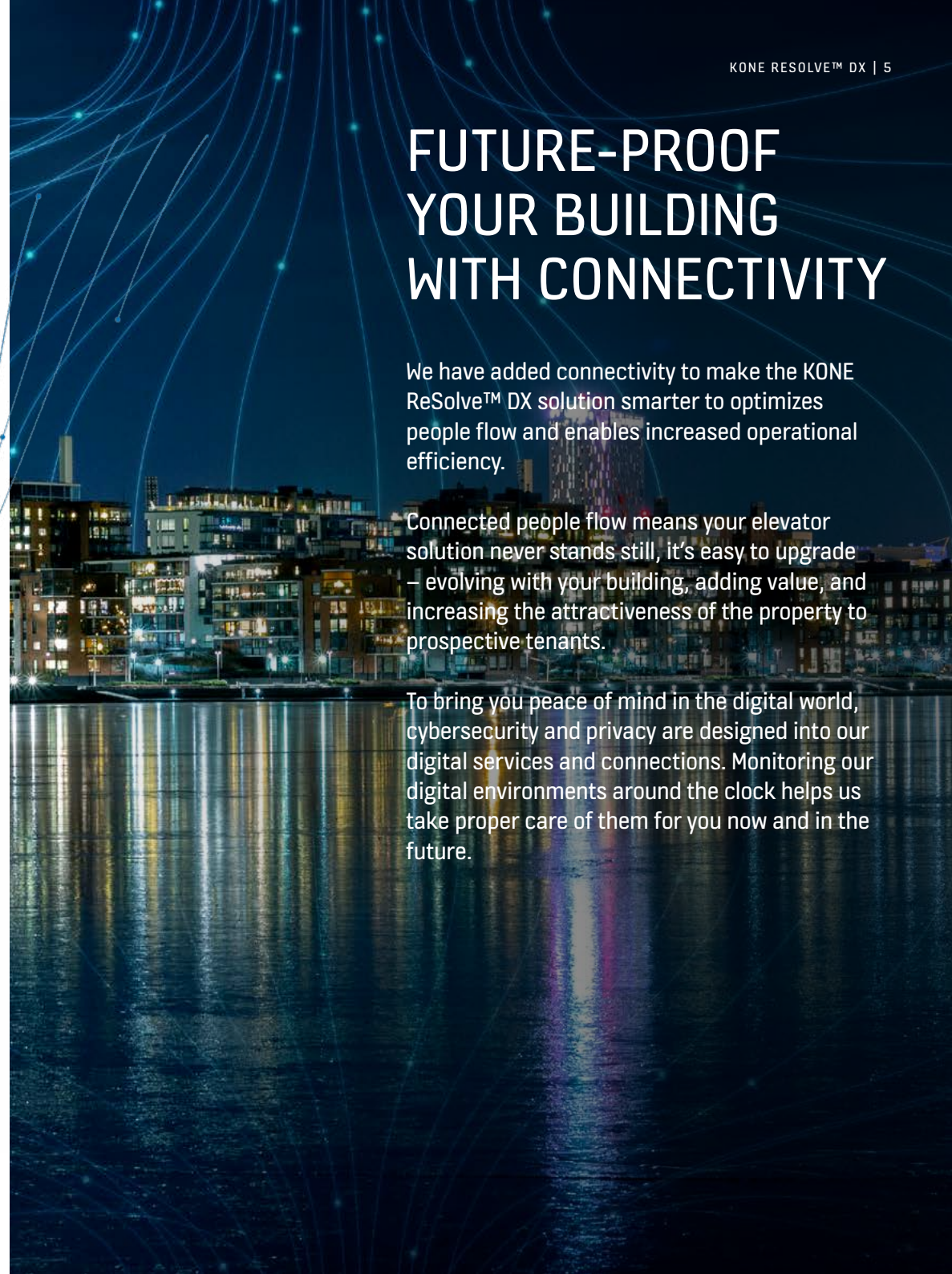


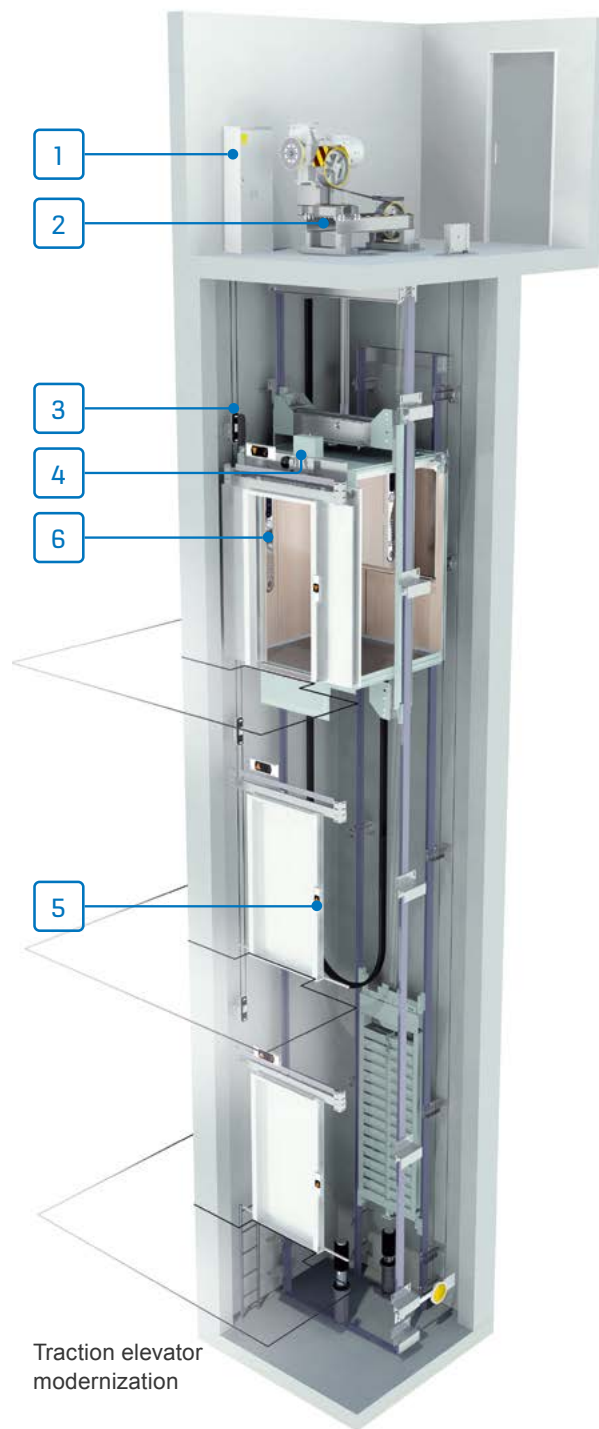
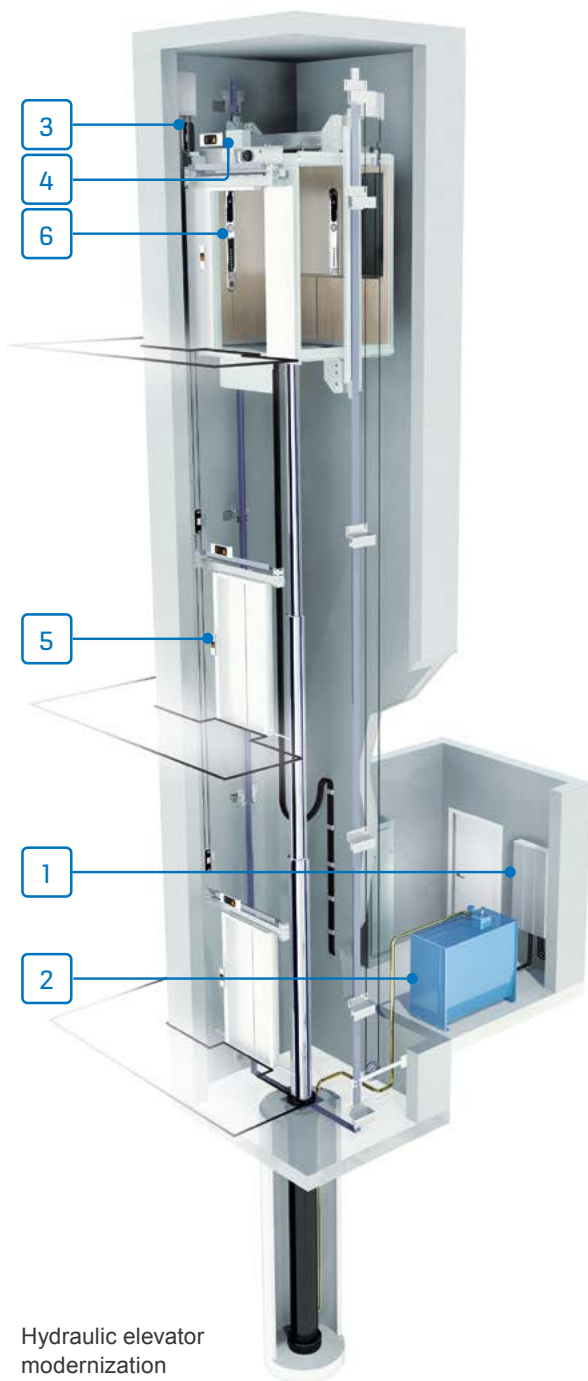
# FUTURE-PROOF YOUR BUILDING WITH CONNECTIVITY

We have added connectivity to make the KONE ReSolve™ DX solution smarter to optimize people flow and enable increased operational efficiency.

Connected people flow means your elevator solution never stands still, it's easy to upgrade – evolving with your building, adding value, and increasing the attractiveness of the property to prospective tenants.

To bring you peace of mind in the digital world, cybersecurity and privacy are designed into our digital services and connections. Monitoring our digital environments around the clock helps us take proper care of them for you now and in the future.





## KONE RESOLVE™ DX INCLUDES:

- 1 KONE ReSolve™ DX controller cabinet
- 2 Existing hoisting machinery interface
- 3 Positioning system
- 4 Door operator interface
- 5 Signalization
- 6 KONE Remote Monitoring (optional)



## PLAN FOR SUCCESS WITH KONE AS YOUR PARTNER

Continuously optimize people flow and improve the user experience in your building with the assistance of an experienced partner. We can help you make your building smarter and more efficient with valuable insights based on a holistic view of end-user behavior and people flow.

We work with an ecosystem of partners to provide new services and solutions, and through our People Flow Planning and Consulting service we can ensure that everyone is able to move smoothly and safely around your building. We can also help you make better investment planning decisions based on solid data, and provide sustainable technologies, materials, and services that contribute to credits and certifications for green-building accreditation schemes.

## UPGRADE WITHOUT THE HASSLE

On time and on budget, with no surprises and no unexpected costs – that's our promise. We take care of everything, from planning the project to updating your elevator. We'll also provide technical and safety information and training when we hand it over to you, as well as provide support with any third-party inspections required. We can also make sure your elevator operates reliably and safely for its entire lifespan with a customized KONE Care™ preventive maintenance package.

## FOUR EASY STEPS TO AN UPGRADED ELEVATOR



### 1 Fact-finding

- We'll carry out a detailed site survey to learn more about what kinds of upgrades would be best for your elevator and building.
- As part of this process we'll talk to the key stakeholders to find out what they want to get out of the project.



### 2 Recommendation and estimate

- You'll get a clear recommendation about what to upgrade based on your needs and our expert opinion.
- We'll provide a detailed schedule and cost breakdown so you know what to budget and how long the project will take.



### 3 Execution

- Once the project is under way a KONE project manager will be responsible for quality checks and supervision throughout the process.
- We'll keep everyone fully informed about the schedule and progress of the work via KONE InfoMod information boards in the lobby.



### 4 Ongoing maintenance and care

- We can create a tailored KONE Care™ maintenance plan for your equipment to keep it running safely and smoothly.
- With KONE 24/7 Connected Services we can monitor your equipment around the clock and take proactive action to prevent potential problems from causing a breakdown.

KONE provides innovative and eco-efficient solutions for elevators, escalators, automatic building doors and the systems that integrate them with today's intelligent buildings.

We support our customers every step of the way; from design, manufacturing and installation to maintenance and modernization. KONE is a global leader in helping our customers manage the smooth flow of people and goods throughout their buildings.

Our commitment to customers is present in all KONE solutions. This makes us a reliable partner throughout the life cycle of the building. We challenge the conventional wisdom of the industry. We are fast, flexible, and we have a well-deserved reputation as a technology leader, with such innovations as KONE MonoSpace® DX, KONE NanoSpace™ and KONE UltraRope®.

KONE employs close to 57,000 dedicated experts to serve you globally and locally.

## KONE CORPORATION

### Corporate offices

Keilasatama 3  
P.O. Box 7  
FI-02151 Espoo  
Finland  
Tel. +358 (0)204 751

[www.kone.com](http://www.kone.com)

This publication is for general informational purposes only and we reserve the right at any time to alter the product design and specifications. No statement in this publication shall be construed as a warranty or condition, express or implied, as to any product, its fitness for any particular purpose, merchantability, quality or representation of the terms of any purchase agreement. Minor differences between printed and actual colors may exist. KONE MonoSpace® DX, KONE EcoDisc®, KONE Care® and People Flow® are registered trademarks of KONE Corporation. Copyright © 2020 KONE Corporation.