

KONE DESTINATION

Provides intuitive and efficient way for people to reach their destination floor.


- The next generation destination control solution that combines distinctive design, touch-free access and intuitive guidance. It features a built-in connectivity to adapt to the future and enable easy integrations.
- It designed for optimized people flow, increased elevator traffic handling, and convenient way-finding.



ELEVATOR GUIDE

A	B	C	D	E	F
	32			15	
	4			14	
	2			12	
				10	


REACHES | FLOOR 0






PERSONALIZATION

- Activate personal menu which allows changing call types and accessing floors in your profile
- The guidance mode to elevator can be configured based on user needs e.g. for tenants, regular visitors & guests



USER FRIENDLINESS

- Intuitive and flexible user interface
- Accessibility of different users is catered by adhering to major code compliances



ADAPTABILITY

- Offers flexibility to accommodate the demands based on future needs of building
- Direct call to home floor by swiping your access key or mobile key
- Easy and fast to operate even at peak hours to manage high traffic efficiently



DIFFERENTIATION

- The variety of hardware colors and options for user interface customization in Destination 1020 promotes unique identity of the building
- The system architecture allows easy possibility to display individual brands at each floor depending on tenants preference